

This is a summary review of federal contracts awarded under NAICS Code(s):  
**561320**

**FY22 Dollars**  
**\$878M Base**  
**\$2.5B Ceiling**

(This is how much went to small businesses.)	(This is the Contracting Officer that awarded the most small business contracts last year.) Top SB Contracting Officer:	(This is the amount of money awarded without being posted for bid at SAM.gov.)	(This is the amount of money awarded for contracts that only received one offer, with no other competitors.)	(This is how much the top small business won in this NAICS code last year.) Top SB Awardee
<b>\$655M</b>	<b>33 Awards   \$82.1M</b>	<b>\$391.7M</b>	<b>\$576M</b>	<b>41 Awards   \$48.6M</b>

**3,438**



TOTAL AWARDS

**2,888**  
**(84%)**



PERCENTAGE AWARDED TO SMALL BUSINESSES

**693**




NUMBER OF CONTRACTING OFFICERS THAT HAVE SIGNED THESE CONTRACTS

**2,193**  
**(64%)**



PERCENTAGE OF AWARDS THAT WERE NOT AVAILABLE FOR BID AT SAM.GOV

**1,486**  
**(23%)**



PERCENTAGE OF AWARDS THAT ONLY RECEIVED 1 BID/OFFER PRIOR TO AWARD

**\$226,985**



AVERAGE SMALL BUSINESS CONTRACT SIZE

"We'll **research** and **refine**."

"We'll find the **best fits** for **your** small business."

"We'll **connect** you to the **best** prospects."

"We'll make sure you see **all** the contracts, (not just what's in SAM)."

"We'll **position** your firm to specifically find and pursue **single-offer** contracts."

"We'll help you **target** the right opps, **connect** with the right people, and submit competitive **proposals**."

**TARGET**

**PREPARE**

**CONNECT**

Advanced Search



Filters

Learn which data elements are associated with certain search filters

Submit Search

Reset search

Keyword

Search by Keyword

Time Period

Fiscal Year | Date Range

- All Fiscal Years
- FY 2023
- FY 2022
- FY 2021
- FY 2020
- FY 2019
- FY 2018
- FY 2017
- FY 2016
- FY 2015
- FY 2014
- FY 2013
- FY 2012
- FY 2011
- FY 2010
- FY 2009
- FY 2008

3 Active Filters:

- TIME PERIOD: FY 2022
- AWARD TYPE: All Contracts
- RECIPIENT TYPE: Small Business

- TABLE
- TIME
- MAP
- CATEGORIES

Prime Awards  Sub-Awards

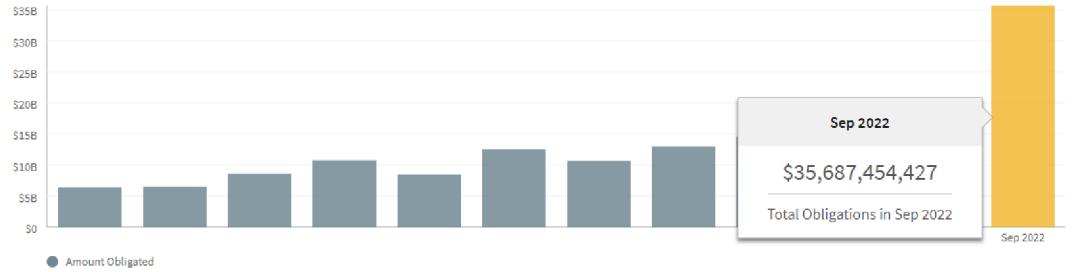
Spending by Time



What's included in this view of Spot trends in spending over 12 months. [read more](#)

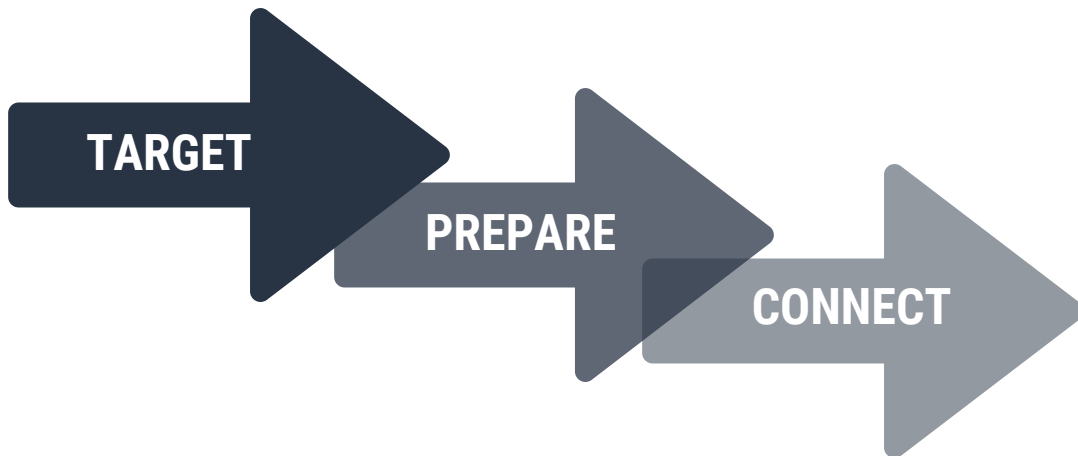
- Years
- Quarters
- Months

Download data by Month



Approximately 23% of all small business dollars spent last year in the federal market for your primary NAICS were awarded in September.

Additionally, 74% of first-time contracts last year (in all industry sectors) were awarded between August 15th and September 30th.



Today < > 2023

🔍 ? ⚙️ Year ▾

January

S	M	T	W	T	F	S
1	2	3	4	5	6	7
8	9	10	11	12	13	14
15	16	17	18	19	20	21
22	23	24	25	26	27	28
29	30	31	1	2	3	4
5	6	7	8	9	10	11

February

S	M	T	W	T	F	S
29	30	31	1	2	3	4
5	6	7	8	9	10	11
12	13	14	15	16	17	18
19	20	21	22	23	24	25
26	27	28	1	2	3	4
5	6	7	8	9	10	11

March

S	M	T	W	T	F	S
26	27	28	1	2	3	4
5	6	7	8	9	10	11
12	13	14	15	16	17	18
19	20	21	22	23	24	25
26	27	28	29	30	31	1
2	3	4	5	6	7	8

April

S	M	T	W	T	F	S
26	27	28	29	30	31	1
2	3	4	5	6	7	8
9	10	11	12	13	14	15
16	17	18	19	20	21	22
23	24	25	26	27	28	29
30	1	2	3	4	5	6

May

S	M	T	W	T	F	S
30	1	2	3	4	5	6
7	8	9	10	11	12	13
14	15	16	17	18	19	20
21	22	23	24	25	26	27
28	29	30	31	1	2	3
4	5	6	7	8	9	10

June

S	M	T	W	T	F	S
28	29	30	31	1	2	3
4	5	6	7	8	9	10
11	12	13	14	15	16	17
18	19	20	21	22	23	24
25	26	27	28	29	30	1
2	3	4	5	6	7	8

July

S	M	T	W	T	F	S
25	26	27	28	29	30	1
2	3	4	5	6	7	8
9	10	11	12	13	14	15
16	17	18	19	20	21	22
23	24	25	26	27	28	29
30	31	1	2	3	4	5

August

S	M	T	W	T	F	S
30	31	1	2	3	4	5
6	7	8	9	10	11	12
13	14	15	16	17	18	19
20	21	22	23	24	25	26
27	28	29	30	31	1	2
3	4	5	6	7	8	9

September

S	M	T	W	T	F	S
27	28	29	30	31	1	2
3	4	5	6	7	8	9
10	11	12	13	14	15	16
17	18	19	20	21	22	23
24	25	26	27	28	29	30
1	2	3	4	5	6	7

October

S	M	T	W	T	F	S
1	2	3	4	5	6	7
8	9	10	11	12	13	14
15	16	17	18	19	20	21
22	23	24	25	26	27	28
29	30	31	1	2	3	4
5	6	7	8	9	10	11

November

S	M	T	W	T	F	S
29	30	31	1	2	3	4
5	6	7	8	9	10	11
12	13	14	15	16	17	18
19	20	21	22	23	24	25
26	27	28	29	30	1	2
3	4	5	6	7	8	9

December

S	M	T	W	T	F	S
26	27	28	29	30	1	2
3	4	5	6	7	8	9
10	11	12	13	14	15	16
17	18	19	20	21	22	23
24	25	26	27	28	29	30
31	1	2	3	4	5	6

