

This is a summary review of federal contracts awarded under NAICS Code(s):
561210

FY22 Dollars
\$2.8B Base
\$31.2B Ceiling

(This is how much went to small businesses.)

\$1.1B

(This is the Contracting Officer that awarded the most small business contracts last year.)

Top SB Contracting Officer:

22 Awards | \$28.9M

(This amount of money awarded without being posted for bid at SAM.gov.)

\$1.3B

(This is the amount of money awarded for contracts that only received one offer, with no other competitors.)

\$1.1B

(This is how much the top small business won in this NAICS code last year.)

Top SB Awardee

38 Awards | \$26.9M

10,033



TOTAL AWARDS

6,832 (68%)



PERCENTAGE AWARDED TO SMALL BUSINESSES

1,642




NUMBER OF CONTRACTING OFFICERS THAT HAVE SIGNED THESE CONTRACTS

5,663 (56%)



PERCENTAGE OF AWARDS THAT WERE NOT AVAILABLE FOR BID AT SAM.GOV

3,109 (31%)



PERCENTAGE OF AWARDS THAT ONLY RECEIVED 1 BID/OFFER PRIOR TO AWARD

\$154,497



AVERAGE SMALL BUSINESS CONTRACT SIZE

"We'll **research** and **refine**."

"We'll find the **best fits** for **your** small business."

"We'll **connect** you to the **best** prospects."

"We'll make sure you see **all** the contracts, (not just what's in SAM)."

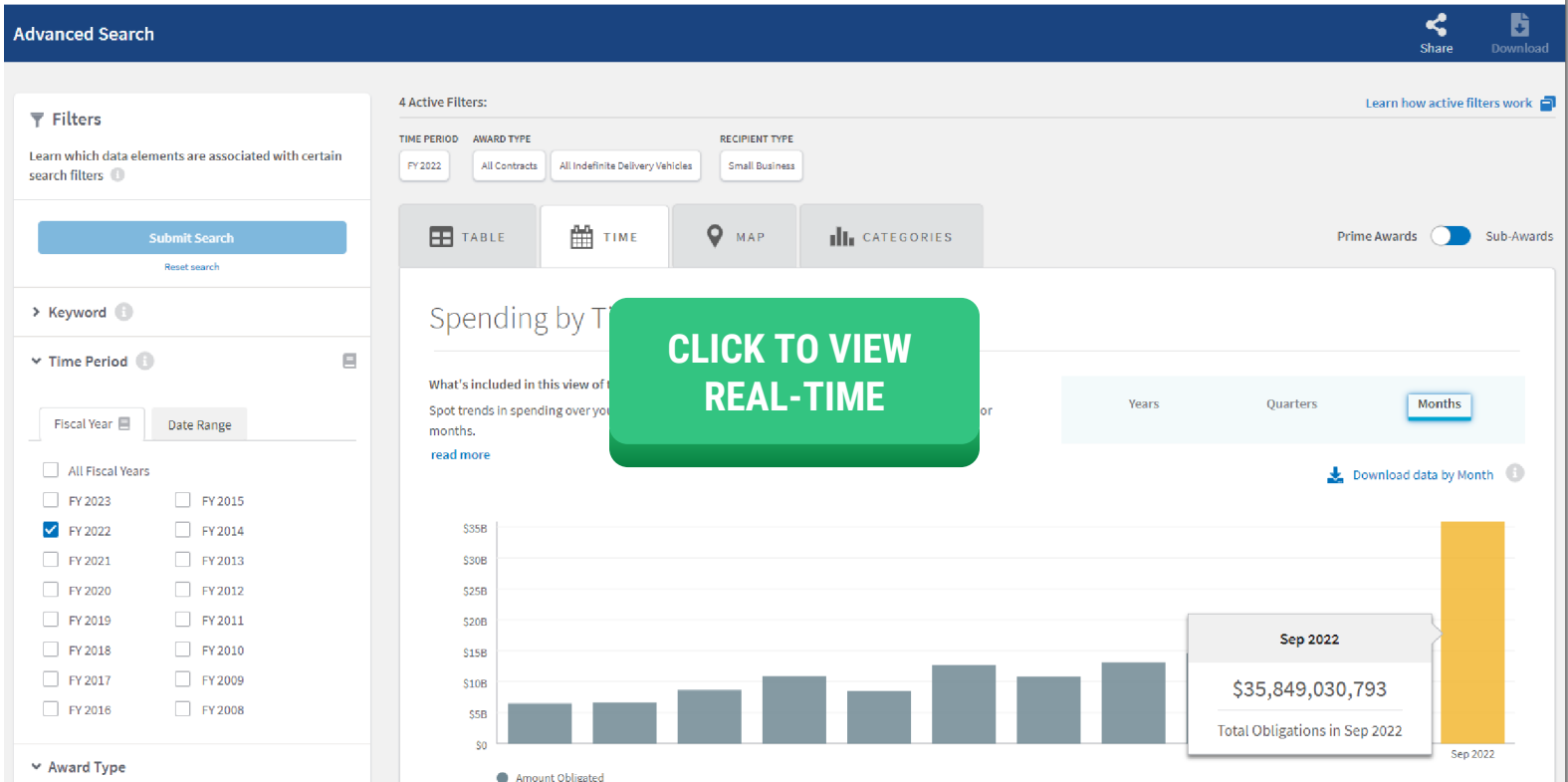
"We'll **position** your firm to specifically find and pursue **single-offer** contracts."

"We'll help you **target** the right opps, **connect** with the right people, and submit competitive **proposals**."

TARGET

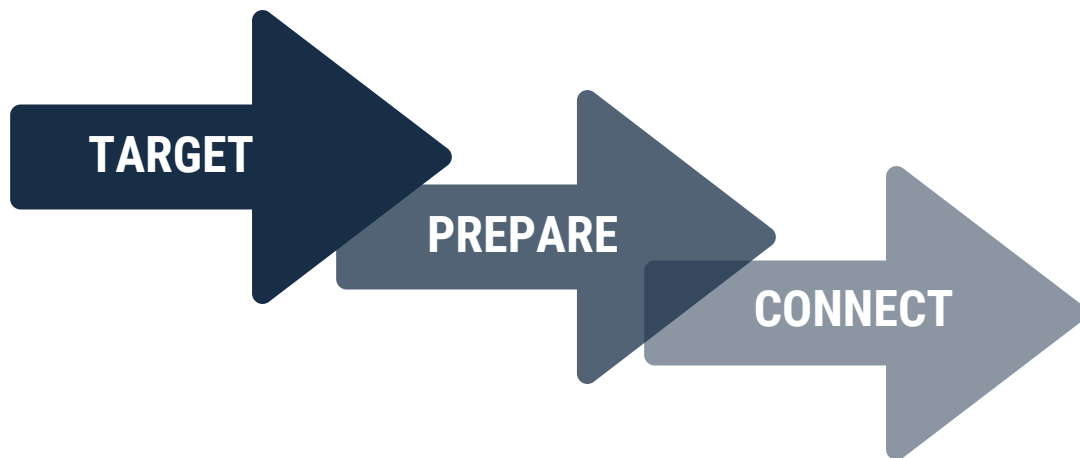
PREPARE

CONNECT




Approximately 23% of all small business dollars spent last year in the federal market for your primary NAICS were awarded in September.

Additionally, 74% of first-time contracts last year (in all industry sectors) were awarded between August 15th and September 30th.



Today < > 2023

Search ? Settings Year ▾



You have **38 days** to prepare.

