



Federal Market Analysis Report

Presented by: Small Business Development Group



 136 4th St N Suite 229
St. Petersburg FL, 33701

 (813) 592-0794

 info@smallbizdevgroup.com

 www.smallbizdevgroup.com





Federal Market Analysis

TABLE OF CONTENTS

RESEARCH METHODOLOGY

DATA EXPLANATION

- Fiscal Year
- Level 1 Research: Keywords Used
- Level 2 Research: NAICS & PSC Used
- Research Refinement: Size of Total Market

TOP TARGETS OVERALL

- Top Departments
- Top Agencies
- Top Offices Within Top Agencies

COMPETITOR ANALYSIS

- Top Competitors Overall
- Top Small Business Competitors
- Top Competitors Requiring Subcontractors

COMPETITION ANALYSIS

- Number of Offers Received
- Solicitation Procedures
- Posted in Beta.Sam.Gov?
- Reason Not Competed
- What Was The Award Type?

SOCIO-ECONOMIC INFO

- Socio-Economic Set-Aside Used
- Most Small Business Friendly Agencies
- Agency Set-Aside Goals

RECOMMENDATIONS

- Top Agencies We Recommend Targeting
- Agency Points of Contact

DATA EXPLANATION

Fiscal Year 2020-2021

- **Why?** The fiscal year data range offers us a combination of both the most recent data along with a large enough volume of data to identify trends.

Keywords Provided :

Top 5 Results	#	Total Value
1 Battery	2097	\$33,428,487
2 Generator	235	\$21,141,303
3 UPS	46	\$5,234,793
4 Power Distribution	9	\$246,509
5 Portable	5	\$512,590

Remaining Keywords

- Power Management (2) → (\$ 89,838)
- MEHPS (1) → (\$ 7,266,344)
- Microgrid (1) → (\$ 578,000)
- Hybrid Power (1) → (\$ 0)

Keywords With No Results

- Alternative Power(0), Autostart(0), Battery Bank(0), Battery Kit(0), COTS Hybrid Power System(0), COTS Power(0), Efficient(0), Energy(0), Energy Storage(0), Expeditionary Power(0), Fossil Fuel Generators(0), Hybrid Power System(0), Mobile Power(0), Operational Energy(0), Operational Energy(0), Portable Power(0), Power(0), Power Pack(0), Power Pak(0), Power Surety(0), Pro-Verter(0), Remote Power(0), Renewable Power(0), Self-Sufficiency(0), Smart Power(0), Solar(0), Solar Charge Controller(0), Solar Stick(0), Solar Stik(0), Tactical Power(0), TQG(0), Uninterrupted Power Supply(0)



DATA EXPLANATION

Fiscal Year 2020-2021

- **Why?** The fiscal year data range offers us a combination of both the most recent data along with a large enough volume of data to identify trends.

Keywords Used :

Top 10 Results	#	Total Value
1 Battery & Storage	16528	\$148,900,524
2 Battery	2097	\$33,428,487
3 Power Supply	1154	\$29,212,686
4 Generator	235	\$21,141,303
5 Power Supply & Battery	172	\$2,290,548
6 Storage Battery	124	\$867,680
7 UPS & Battery	87	\$4,125,465
8 UPS	46	\$5,234,793
9 Inverter	42	\$3,358,040
10 Converter	31	\$2,150,521

Remaining Keywords

- UPS & Power Supply (23) → (\$ 5,489,301)
- Power Distribution (9) → (\$ 246,509)
- Portable & Generator (7) → (\$ 527,924)
- Generator & Diesel Generator (6) → (\$ 466,987)
- Portable (5) → (\$ 512,590)
- Generator & emergency generator (4) → (\$ 227,353)
- standby generator & Generator (4) → (\$ 208,033)
- Solar Panel (4) → (\$ 186,908)
- Portable & Battery (3) → (\$ 90,114)
- Mobile Power & Generator (2) → (\$ 752,629)
- Uninterrupted Power Supply & Power Supply (2) → (\$ 711,583)
- Power Distribution & Generator (2) → (\$ 100,912)
- Power Management (2) → (\$ 89,838)
- Renewable Energy & Energy (2) → (\$ 53,650)
- Power Monitoring (2) → (\$ 30,362)
- UPS & Power Distribution (2) → (\$ 28,442)
- MEHPS (1) → (\$ 7,266,344)
- Microgrid (1) → (\$ 578,000)
- Backup power (1) → (\$ 344,919)
- Power System & Hybrid Power System & Hybrid Power (1) → (\$ 249,939)
- Portable & Generator & Diesel Generator (1) → (\$ 248,552)
- Electrical Power & Electrical Power (1) → (\$ 186,725)
- Portable & Generator & Emergency power (1) → (\$ 110,293)
- Power System & Converter (1) → (\$ 95,410)
- Uninterrupted Power Supply & Power Supply & Power Distribution & Battery (1) → (\$ 92,256)
- Portable & Generator & emergency generator (1) → (\$ 89,107)
- UPS & Battery & Back-up Power (1) → (\$ 87,752)
- Generator & Backup power (1) → (\$ 65,448)
- Circuit Breaker (1) → (\$ 55,724)
- Portable & Inverter & Battery (1) → (\$ 47,234)
- Generator & Circuit Breaker (1) → (\$ 29,201)
- Power Supply & Converter (1) → (\$ 28,610)
- High Voltage & Generator (1) → (\$ 17,610)
- Generator & emergency generator & Battery Bank & Battery (1) → (\$ 17,243)
- Battery Bank & Battery (1) → (\$ 14,952)
- Solar Panel & Generator (1) → (\$ 13,825)
- Battery Kit & Battery (1) → (\$ 13,400)
- UPS & Uninterrupted Power Supply & Power Supply (1) → (\$ 11,304)
- UPS & Power Supply & Battery (1) → (\$ 5,720)
- Power Supply & Generator (1) → (\$ 5,105)



DATA EXPLANATION

NAICS Codes Used:

Primary NAICS Codes	#	Total Value
1 335911 STORAGE BATTERY MANUFACTURING	15220	\$164,461,944
2 335912 PRIMARY BATTERY MANUFACTURING	2595	\$7,061,564

Secondary NAICS Codes

3. 335999 | ALL OTHER MISCELLANEOUS ELECTRICAL EQUIPMENT AND COMPONENT MANUFACTURING → (1937)
4. 335312 | MOTOR AND GENERATOR MANUFACTURING → (586)
5. 334419 | OTHER ELECTRONIC COMPONENT MANUFACTURING → (144)
6. 335311 | POWER, DISTRIBUTION, AND SPECIALTY TRANSFORMER MANUFACTURING → (115)
7. 221118 | OTHER ELECTRIC POWER GENERATION → (10)
8. 221122 | ELECTRIC POWER DISTRIBUTION → (8)
9. 221114 | SOLAR ELECTRIC POWER GENERATION → (7)
10. 221112 | FOSSIL FUEL ELECTRIC POWER GENERATION → (1)

PSC Codes Used:

Primary PSC Codes	#	Total Value
1 6140 BATTERIES, RECHARGEABLE	18047	\$177,156,892
2 6130 CONVERTERS, ELECTRICAL, NONROTATING	2039	\$40,842,350

Secondary PSC Codes

3. 6115 | GENERATORS AND GENERATOR SETS, ELECTRICAL → (268)
4. 6150 | MISCELLANEOUS ELECTRIC POWER AND DISTRIBUTION EQUIPMENT → (236)
5. 6125 | CONVERTERS, ELECTRICAL, ROTATING → (24)
6. 6117 | SOLAR ELECTRIC POWER SYSTEMS → (9)

DATA EXPLANATION

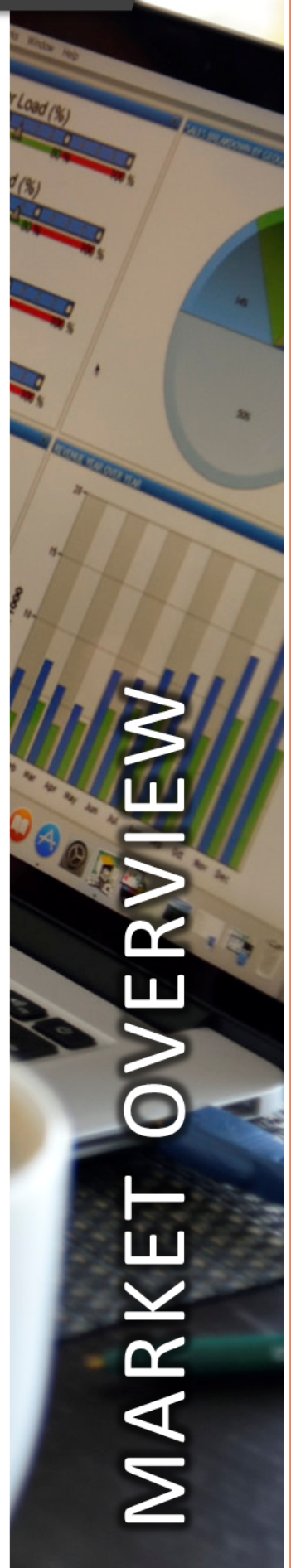
TOTAL MARKET: Departments & Agencies

The following are the top 10 Departments by spending that fall within your 1st level targeting criteria (Primary Codes + Keywords).



Top 10 Departments		Award	Value
1	Department Of Defense (DOD)	19812	\$246,966,540
2	Department Of Transportation (DOT)	217	\$10,204,987
3	Department Of Veterans Affairs (VA)	38	\$4,112,649
4	Department Of The Interior (DOI)	40	\$2,316,835
5	Department Of Homeland Security (DHS)	147	\$2,282,568
6	Department Of Energy (DOE)	13	\$971,394
7	Department Of Agriculture (USDA)	18	\$931,208
8	Department Of The Treasury (TREAS)	5	\$509,552
9	Department Of Commerce (DOC)	16	\$391,346
10	General Services Administration (GSA)	273	\$378,530
Grand Total		20579	\$269,065,609

The following are the top 20 Agencies by spending that fall within your 1st level targeting criteria (Primary Codes + Keywords).

Top 20 Agencies		Award	Value
1	Defense Logistics Agency	19534	\$193,719,558
2	Dept Of The Navy	137	\$22,144,609
3	Dept Of The Air Force	74	\$15,648,565
4	Dept Of The Army	63	\$15,294,485
5	Federal Aviation Administration	216	\$10,187,896
6	Veterans Affairs, Department Of	38	\$4,112,649
7	U.S. Coast Guard	135	\$1,470,136
8	National Park Service	13	\$1,205,394
9	Energy, Department Of	13	\$971,394
10	Federal Emergency Management Agency	9	\$665,111
11	Bureau Of Reclamation	12	\$576,082
12	United States MINT	4	\$501,046
13	Forest Service	8	\$499,245
14	National Oceanic And Atmospheric Administration	16	\$391,346
15	Federal Acquisition Service	273	\$378,530
16	US Geological Survey	6	\$309,546
17	State, Department Of	19	\$238,142
18	United States Agency For Global Media, Bbg	2	\$204,553
19	Animal And Plant Health Inspection Service	3	\$192,791
20	Indian Health Service	5	\$190,929
Grand Total		20580	\$268,902,005










TOTAL MARKET: Agencies & Offices

Logo	Department	Agency	Office Name	Award	Value			
	Department Of Defense (DOD)	Defense Logistics Agency	DLA LAND AND MARITIME	19328	\$185,863,547			
			DLA AVIATION	148	\$765,763			
			DLA DISTRIBUTION	26	\$687,796			
			DLA TROOP SUPPORT	6	\$17,831			
			DLA MARITIME - PUGET SOUND	5	\$263,013			
			DLA LAND AT ABERDEEN	4	\$72,404			
			DLA AVIATION AT OGDEN, UT	3	\$173,176			
			DLA LAND WARREN	3	\$2,805,188			
			DLA AVIATION - OGDEN	2	\$12,995			
			DLA AVIATION AT WARNER ROBINS, GA	2	\$2,646,015			
			DLA MARITIME - PORTSMOUTH	2	\$56,030			
			SPRMM1 DLA MECHANICSBURG	2	\$182,472			
			DLA LAND AND MARITIME (ALBANY)	1	\$48,171			
			DLA AVIATION AT HUNTSVILLE, AL	1	\$103,537			
			DLA AVIATION AT OGDEN, UT	1	\$21,618			
			Total				19534	\$193,719,558
				Department Of Defense (DOD)	Dept Of The Navy	NAVSUP WEAPON SYSTEMS SUPPORT MECH	47	\$3,330,641
						NSWC CRANE	16	\$5,014,425
						NAVSUP FLT LOG CTR NORFOLK	9	\$762,543
NSWC PHILADELPHIA DIV	7	\$892,533						
NAVAL AIR WARFARE CENTER	6	\$375,903						
COMMANDER	5	\$8,005,441						
NAVAL SURFACE WARFARE CENTER	5	\$98,164						
NAVSUP WEAPON SYSTEMS SUPPORT	5	\$429,414						
NAVAIR WARFARE CTR AIRCRAFT DIV	4	\$908,898						
NAVSUP FLT LOG CTR JACKSONVILLE	4	\$278,895						
NAVAL RESEARCH LABORATORY	3	\$101,707						
NAVFAC ENGINEERING COMMAND MARIANAS	3	\$30,496						
NIWC PACIFIC	3	\$88,895						
MSC NORFOLK	2	\$70,474						
NAVAL MEDICAL CENTER SAN DIEGO CA	2	\$27,906						
NAVSUP FLT LOG CTR SAN DIEGO	2	\$429,140						
NSWC DAHLGREN	2	\$48,512						
NUWC DIV NEWPORT	2	\$712,109						
COMMANDING GENERAL	1	\$138,150						
COMMANDING OFFICER	1	\$19,750						
MILITARY SEALIFT COMMAND BATS	1	\$5,148						
NAVAL AIR WARFARE CENTER AIR DIV	1	\$187,212						
NAVAL HOSPITAL CAMP PENDLETON	1	\$24,960						
NAVAL UNDERSEA WARFARE CENTER	1	\$37,731						
NAVSUP FLT LOG CTR PUGET SOUND	1	\$11,108						
NCIS QUANTICO VA	1	\$52,150						
NIWC ATLANTIC	1	\$17,304						
NSWC CARDEROCK	1	\$45,000						
Total						137	\$22,144,609	
	Department Of Defense (DOD)	Dept Of The Air Force				FA8217 AFLCMC PZZK	34	\$11,355,203
						FA4427 60 CONS LGC	3	\$387,138
						FA4801 49 CONS PK	3	\$193,930
						FA8307 AFLCMC HNCK C3IN	3	\$226,950
			FA8571 MAINT CONTRACTING AFSC/PZIM	3	\$740,371			
			FA4861 99 CONS LGC	2	\$51,269			
			FA4877 355 CONS PK	2	\$29,173			
			FA4897 366 FAS PKP	2	\$282,109			
			FA8522 AFSC PZABB	2	\$904,345			
			FA2550 50 CONS PKP	1	\$8,971			
			FA3010 81 CONS CC	1	\$107,280			
			FA3016 502 CONS CL	1	\$5,720			
			FA4419 97 CONF CC	1	\$60,902			
			FA4608 2 CONS LGC	1	\$95,410			
			FA4625 509 CONS CC	1	\$31,342			
			FA4626 341 CONS LGC	1	\$453,920			
			FA4800 633 CONS PKP	1	\$34,992			
			FA4809 4TH CONS SQ CC	1	\$28,136			
			FA4819 325 CONS PKP	1	\$16,419			
			FA4855 27 SOCONS LGC	1	\$243,232			
			FA5000 673 CONS LGC	1	\$4,676			
			FA5004 354 CONS PK	1	\$2,900			
			FA5240 36 CONS LGC	1	\$47,644			
			FA8125 AFSC PZIMA	1	\$26,492			
			FA8517 AFSC PZAAC	1	\$5,971			
			FA8526 AFLCMC WLMK	1	\$5,582			
			FA9101 AEDC PKP PROCRMNT BR	1	\$83,004			
			FA9301 AFTC PZIO	1	\$12,984			
			FA9302 AFTC PZZ	1	\$202,500			
			Total				74	\$15,648,565

MARKET OVERVIEW

TOTAL MARKET: Agencies & Offices

Logo	Department	Agency	Office Name	Award	Value			
	Department Of Transportation (DOT)	Federal Aviation Administration	692M15 ACQUISITION & GRANTS, AAQ600	1	\$25,337			
			6973GH FRANCHISE ACQUISITION SVCS	215	\$10,162,559			
			Total	216	\$10,187,896			
	Department Of Energy (DOE)	Energy, Department Of	WESTERN-DESERT SOUTHWEST REGION	1	\$0			
			WESTERN-ROCKY MOUNTAIN REGION	6	\$220,988			
			WESTERN-SIERRA NEVADA REGION	2	\$599,161			
			WESTERN-UPPER GREAT PLAINS REGION	4	\$151,244			
			Total	13	\$971,394			
	Department Of Defense (DOD)	Dept Of The Army	646TH SUPPORT DETACHMENT	1	\$88,852			
			ACC-ABERDEEN PROVING GROUNDS CONT C	2	\$539,983			
			ACC-ABERDEEN PROVING GROUNDS CONTR	3	\$313,476			
			U S ARMY DEPOT LETTERKENNY	1	\$21,005			
			U S ARMY DEPOT TOBYHANNA	1	\$18,463			
			US ARMY ENGINEER DISTRICT HAWAII	1	\$11,582			
			US ARMY ENGINEER DISTRICT HUNTINGTO	1	\$54,342			
			US ARMY ENGINEER DISTRICT MOBILE	1	\$24,940			
			US ARMY ENGINEER DISTRICT NASHVILLE	1	\$42,866			
			US ARMY ENGINEER DISTRICT WALLA WAL	2	\$421,558			
			US ARMY ENGINEER DISTRICT WILMINGTO	1	\$41,800			
			USA WATERVLIT ARSENAL	1	\$37,451			
			W072 ENDIST CHICAGO	2	\$336,886			
			W07V ENDIST ST PAUL	1	\$128,578			
			W0LX ANNISTON DEPOT PROP DIV	2	\$35,128			
			W2R2 COLD RGNS RSCH ENG LAB	1	\$6,839			
			W2R2 CONST ENGRG LAB	1	\$249,939			
			W2R2 USA ENGR R AND D CTR	2	\$1,237,194			
			W2SD ENDIST PHILADELPHIA	1	\$8,861,139			
			W40M USA HLTH CONTRACTING ACT	1	\$37,626			
			W4GG HQ US ARMY TACOM	2	\$15,142			
			W4MM USA JOINT MUNITIONS CMD	1	\$145,000			
			W6QK ACC-APG	2	\$873,789			
			W6QK ACC-APG ADELPHI	1	\$78,875			
			W6QK ACC-RI	1	\$117,000			
			W6QK ACC-RSA	1	\$94,425			
			W6QK PBA CONTR OFF	1	\$145,616			
			W6QM MICC-FT DRUM	17	\$721,722			
			W7MT USPFO ACTIVITY ALANG 187	1	\$13,825			
			W7MV USPFO ACTIVITY AZANG 161	1	\$34,568			
			W7MV USPFO ACTIVITY AZANG 162	1	\$178,248			
			W7N6 USPFO ACTIVITY WAANG 141	1	\$78,150			
			W7N8 USPFO ACTIVITY WI ARNG	1	\$18,386			
			W7N8 USPFO ACTIVITY WIANG 115	1	\$63,850			
			W7NH USPFO ACTIVITY MSANG CRTC	1	\$49,995			
			W7NN USPFO ACTIVITY NHANG 157	1	\$59,400			
			W7NP USPFO ACTIVITY NJANG 177	1	\$25,842			
			W7NY USPFO ACTIVITY RI ARNG	1	\$71,002			
			Total	63	\$15,294,485			
				Department Of Veterans Affairs (VA)	Veterans Affairs, Department Of	241-NETWORK CONTRACT OFFICE 01 (36C241)	1	\$12,320
						242-NETWORK CONTRACT OFFICE 02 (36C242)	3	\$646,437
						245-NETWORK CONTRACT OFFICE 5 (36C245)	2	\$234,182
						246-NETWORK CONTRACTING OFFICE 6 (36C246)	2	\$36,308
						247-NETWORK CONTRACT OFFICE 7 (36C247)	3	\$526,103
						248-NETWORK CONTRACT OFFICE 8 (36C248)	2	\$79,710
249-NETWORK CONTRACT OFFICE 9 (36C249)	1	\$55,724						
250-NETWORK CONTRACT OFFICE 10 (36C250)	5	\$368,388						
255-NETWORK CONTRACT OFFICE 15 (36C255)	1	\$225,233						
256-NETWORK CONTRACT OFFICE 16 (36C256)	3	\$982,999						
258-NETWORK CNTRCT OFF 22G (36C258)	1	\$36,140						
260-NETWORK CONTRACT OFFICE 20 (36C260)	2	\$70,806						
261-NETWORK CONTRACT OFFICE 21 (36C261)	3	\$119,689						
262-NETWORK CONTRACT OFFICE 22 (36C262)	1	\$233,856						
NETWORK CONTRACT OFFICE 19 (36C259)	4	\$265,507						
NETWORK CONTRACT OFFICE 23 (36C263)	2	\$55,006						
PCAC HEALTH INFORMATION (36C776)	2	\$164,243						
Total	38	\$4,112,649						
	Department Of Homeland Security (DHS)	U.S. Coast Guard				AVIATION LOGISTICS CENTER (ALC) (000)	3	\$156,037
						BASE ELIZABETH CITY(00081)	1	\$137,400
			BASE KODIAK(00045)	1	\$16,510			
			BASE MIAMI(00028)	1	\$110,293			
			BASE NATIONAL CAPITAL REGION(000G8)	1	\$36,780			
			DOL-9	6	\$224,803			
			SFLC PROCUREMENT BRANCH 1(00080)	117	\$655,512			
			SFLC PROCUREMENT BRANCH 2(00085)	4	\$125,222			
			TRACEN PETALUMA(00049)	1	\$7,579			
			Total	135	\$1,470,136			
	Department Of The Interior (DOI)	National Park Service	ALASKA REGIONAL OFFICE(97000)	2	\$618,020			
			IMR SANTA FE(12100)	2	\$134,633			
			MWR NEKOTA(63000)	1	\$41,574			
			NER SUPPLY MABO(45000)	1	\$63,109			
			PWR LAME(81000)	1	\$29,350			
			PWR OLYM MABO(83000)	1	\$14,952			
			PWR PORE MABO (84000)	1	\$166,202			
			PWR SF/SEA MABO(85000)	1	\$74,000			
			SER NORTH MABO (53000)	1	\$14,100			
			SER SOUTH MABO (54000)	2	\$49,454			
Total	13	\$1,205,394						
	Department Of Homeland Security (DHS)	Federal Emergency Management Agency	INCIDENT SUPPORT SECTION(ISS70)	1	\$498,402			
			NATIONAL CONTINUITY SECTION(CON50)	2	\$49,913			
			REGION 2: EMERGENCY PREPAREDNESS AN	5	\$75,571			
			REGION 5 : EMERGENCY PREPAREDNESS A	1	\$41,226			
			Total	9	\$665,111			

MARKET OVERVIEW

TOTAL MARKET: Agencies & Offices

Logo	Department	Agency	Office Name	Award	Value		
	Department Of Agriculture (USDA)	Forest Service	USDA-FS, INCIDENT PROCUREMENT LOGISTICS	2	\$205,057		
			USDA-FS, CSA EAST 8	1	\$114,121		
			USDA FOREST SERVICE	1	\$76,485		
			USDA-FS, CSA INTERMOUNTAIN 1	1	\$40,898		
			USDA-FS, CSA EAST 4	1	\$26,653		
			USDA-FS, CSA NORTHWEST 2	1	\$18,780		
			USDA-FS, CSA INTERMOUNTAIN 4	1	\$17,250		
		Animal And Plant Health Inspection Service	3	\$192,791			
Total			11	\$692,036			
	Department Of The Interior (DOI)	Bureau Of Reclamation	MP-REGIONAL OFFICE	3	\$293,407		
			GRAND COULEE POWER OFFICE	1	\$95,431		
			UPPER COLORADO REGIONAL OFFICE	1	\$44,301		
			PACIFIC NW REGION PN 6615	1	\$38,666		
			EASTERN COLORADO AREA OFFICE	2	\$35,002		
			WYOMING AREA OFFICE	2	\$30,355		
			DENVER FED CENTER	1	\$22,167		
			GREAT PLAINS REGIONAL OFFICE	1	\$16,752		
			Total			12	\$576,082
	Department Of The Treasury (TREAS)	United States MINT	US MINT HEADQUARTERS	2	\$474,977		
			US MINT PHILADELPHIA	2	\$26,069		
Total			4	\$501,046			
	Department Of Commerce (DOC)	National Oceanic And Atmospheric Administration	DEPT OF COMMERCE NOAA	16	\$391,346		
			Total			16	\$391,346
	General Services Administration (GSA)	Federal Acquisition Service	GSA/FAS/GSS/SOP REGION 7	1	\$344,919		
			GSA/FAS SCIENTFC,TEMP SVCS,ADINT	272	\$33,611		
Total			273	\$378,530			
	Department Of The Interior (DOI)	US Geological Survey	OFFICE OF ACQUISITON GRANTS	3	\$251,057		
			HAWAII VOLCANO OBSERVATORY(00087)	2	\$33,075		
			OFC OF ACQUISITION GRANTS-NATIONAL	1	\$25,414		
Total			6	\$309,546			
	Department Of State (DOS)	State, Department Of	U.S.EMBASSY GUATEMALA CITY	1	\$67,488		
			U.S. EMBASSY NDJAMENA	1	\$32,625		
			U.S. EMBASSY SAN JOSE	1	\$32,169		
			U.S. EMBASSY VIENTIANE	2	\$30,362		
			U.S. EMBASSY ABIDJAN	1	\$29,201		
			AMERICAN EMBASSY PORT-AU-PRINCE	2	\$24,648		
			U.S. EMBASSY ADDIS ABABA	1	\$14,723		
			ACQUISITIONS - AQM SILMS	4	\$6,927		
			U.S. EMBASSY ABUJA	3	\$0		
			U.S. EMBASSY BAKU	2	\$0		
			U.S. EMBASSY FREETOWN	1	\$0		
			Total			19	\$238,142
				U.S. Agency For Global Media (USAGM)	United States Agency For Global Media, Bbg	OFFICE OF CONTRACTS	2
Total						2	\$204,553
	Department Of Health And Human Services (HHS)	Indian Health Service	GREAT PLAINS AREA INDIAN HEALTH SVC	1	\$65,500		
			CALIFORNIA INDIAN HEALTH SERVICE	1	\$65,448		
			NAVAJO AREA INDIAN HEALTH SVC	2	\$43,047		
			PHOENIX AREA INDIAN HEALTH SVC	1	\$16,934		
Total			5	\$190,929			

MARKET OVERVIEW


TOTAL MARKET: Top Competitors

The following is a list of the Top 20 competitors currently being awarded contracts within your 1st level targeting criteria regardless of business size.

Top 20 Competitors		Award	Value
1	ENERSYS	156	\$73,085,553
2	CUMMINS INC.	8	\$16,372,417
3	JOHNSON CONTROLS INC.	103	\$12,912,766
4	EXIDE TECHNOLOGIES	2988	\$11,990,353
5	CONCORDE BATTERY CORPORATION	103	\$8,652,935
6	EATON CORPORATION	20	\$7,977,793
7	ANGEL HOLDINGS LLC	39	\$7,711,392
8	TESLA INDUSTRIES INC	424	\$5,382,924
9	KAMPI COMPONENTS CO. INC.	801	\$5,225,554
10	HARRIS CORPORATION	6	\$4,342,839
11	FIRST LOGISTEX INC.	79	\$3,466,941
12	BREN-TRONICS INC.	82	\$3,424,851
13	MAETEC POWER INC.	79	\$3,356,326
14	COMPUTER SITES INC.	13	\$3,218,769
15	EXIDE TECHNOLOGIES LLC	7	\$3,169,887
16	TOTAL SA	54	\$2,874,168
17	OM GROUP INC.	9	\$2,795,198
18	STRYTEN MANUFACTURING LLC	3369	\$2,731,281
19	NATEL ENGINEERING COMPANY INC	2	\$2,689,506
20	RAYTHEON COMPANY	7	\$2,316,204
Grand Total		8349	\$183,697,656

The following is a list of the Top 20 SMALL BUSINESSES being awarded contracts within your 1st level targeting criteria.

Top 20 Small Business		Award	Value
1	CONCORDE BATTERY CORPORATION	98	\$6,647,253
2	TESLA INDUSTRIES INC	424	\$5,382,924
3	KAMPI COMPONENTS CO. INC.	801	\$5,225,554
4	FIRST LOGISTEX INC.	79	\$3,466,941
5	BREN-TRONICS INC.	82	\$3,424,851
6	MAETEC POWER INC.	79	\$3,356,326
7	COMPUTER SITES INC.	13	\$3,218,769
8	BATTERY SERVICE INC	1989	\$1,573,891
9	MATHEWS ASSOCIATES INC.	8	\$1,540,280
10	PULSETECH PRODUCTS CORPORATION	39	\$1,506,347
11	TELEDYNE TECHNOLOGIES INC	12	\$1,428,094
12	AVIATION GROUND EQUIPMENT CORP.	18	\$1,397,711
13	RPS HOLDINGS INC.	2	\$1,315,447
14	APPLIED POWER SERVICES LLC	27	\$1,275,964
15	REMY BATTERY COMPANY INC.	623	\$1,266,453
16	MESA VETERANS POWER LLC	28	\$1,208,173
17	MILITARY BATTERY SYSTEMS INC	9	\$1,184,898
18	HYTECH ASSOCIATES INCORPORATED	152	\$1,147,496
19	ADVANCED PRODUCTS SERVICES INC.	52	\$1,109,320
20	PIONEER INDUSTRIES INC.	46	\$1,069,809
Grand Total		4581	\$47,746,500




MARKET OVERVIEW

TOTAL MARKET: Subcontracting Info

The following information indicates which of your competitors won contracts within your 1st level targeting criteria which required them to have subcontracting plans in place. This can assist in identify potential allies that you may be able to perform subcontracting work for in the future.

Contracts Requiring Sub-Contracting Plans	Award	Value
C	3	\$220,319
ALPINE POWER SYSTEMS, INC.	3	\$220,319
F	6147	\$38,570,686
EXIDE TECHNOLOGIES	2988	\$11,990,353
EATON CORPORATION	13	\$7,449,817
STRYTEN MANUFACTURING LLC	3091	\$5,450,174
HARRIS CORPORATION	6	\$4,342,839
NATEL ENGINEERING COMPANY, LLC	2	\$2,689,506
SAFT AMERICA INC.	42	\$2,225,652
EAGLEPICHER TECHNOLOGIES, LLC	2	\$1,775,244
CRANE ELECTRONICS, INC.	1	\$1,475,903
DB CONTROL	1	\$760,000
INVENTUS POWER (ILLINOIS) LLC	1	\$411,199
G	103	\$83,062,229
ENERSYS ENERGY PRODUCTS INC.	80	\$71,699,281
CUMMINS POWER GENERATION INC.	2	\$7,266,344
ACME AEROSPACE, INC.	6	\$1,800,649
CATERPILLAR INC.	3	\$1,190,853
EATON CORPORATION	4	\$445,500
HARRIS CORPORATION	2	\$388,626
GENERAC POWER SYSTEMS, INC.	4	\$208,520
OPTIMA BATTERIES, INC.	2	\$62,457
H	1	\$7,743
RAYTHEON COMPANY	1	\$7,743
Grand Total	6254	\$121,860,977

Code	Short Description	Long Description
C	Plan Required - Incentive Not Included	Includes a Subcontracting Plan, but does not include additional incentives (FAR 19.702(a) and FAR 19.708(c)). This value is end dated as of May 1, 2015.
F	Individual Subcontract Plan	Applies to a specific contract with goals that covers the entire contract period, including option periods (FAR 19.701)
G	Commercial Subcontract Plan	Commercial plan" means a subcontracting plan (including goals) that covers the offerer's fiscal year and that applies to the entire production of commercial items sold by either the entire company or a portion thereof (e.g., division, plant, or product line) (FAR 19.701)
H	DOD Comprehensive Subcontract Plan	A subcontracting plan based on a plant, division, or company-wide basis. This value is only valid for DoD. (DFARS 219.702).

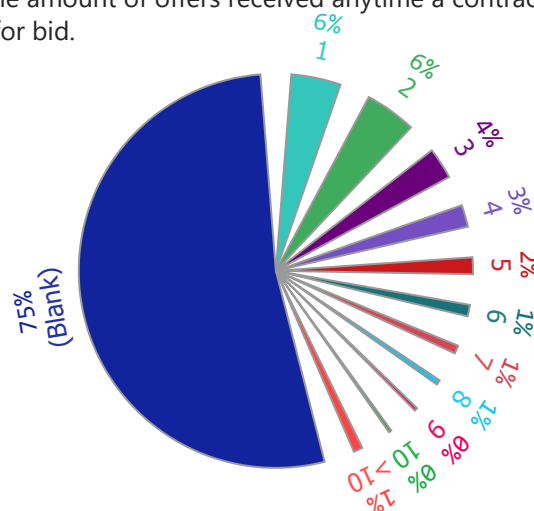


MARKET OVERVIEW

TOTAL MARKET: Competition Information

The following table and graph shows the amount of offers received anytime a contract in your 1st level targeting criteria was put out for bid.

Offers	#	%
1	1198	6%
2	1240	6%
3	759	4%
4	531	3%
5	403	2%
6	276	1%
7	198	1%
8	120	1%
9	76	0%
10	67	0%
>10	220	1%
(Blank)	1553	75%



The following table shows if the contracts were posted in beta.sam.gov as open solicitations before being awarded.

Was It Posted in SAM?	Award	Value	%
YES	13671	\$192,557,104	66%
NOT APPLICABLE	2202	\$34,447,028	11%
NO	4475	\$42,999,025	22%
(Blank)	275	\$104,696	1%
Grand Total	20623	\$270,107,852	100%

The following table shows the way in which the contracts in your 1st level targeting criteria were competed.

How Was The Contract Competed?	Award	Value
	8	\$0
COMPETED UNDER SAP	9098	\$69,716,980
FULL AND OPEN COMPETITION	7671	\$133,913,749
FULL AND OPEN COMPETITION AFTER EXCLUSION OF SOURCES	811	\$26,824,589
NOT AVAILABLE FOR COMPETITION	13	\$5,692,041
NOT COMPETED	2898	\$28,089,914
NOT COMPETED UNDER SAP	124	\$5,870,580
Grand Total	20623	\$270,107,852

The following table shows the list of reasons that were coded when the contracting officer choose not to compete a contract on the full and open market.

Reason Not Competed	Award	Value
NOT COMPETED	2898	\$28,089,914
ONLY ONE SOURCE-OTHER (FAR 6.302-1 OTHER)	2880	\$25,903,368
UNIQUE SOURCE (FAR 6.302-1(B)(1))	4	\$1,801,406
URGENCY (FAR 6.302-2)	13	\$350,148
BRAND NAME DESCRIPTION (FAR 6.302-1(C))	1	\$34,992
NOT COMPETED UNDER SAP	124	\$5,870,580
SAP NON-COMPETITION (FAR 13)	112	\$5,483,063
AUTHORIZED RESALE (FAR 6.302-5(A)(2)(II))	1	\$187,212
AUTHORIZED BY STATUTE (FAR 6.302-5(A)(2)(I))	2	\$152,438
LESS THAN OR EQUAL TO THE MICRO-PURCHASE THRESHOLD	9	\$47,866
NOT AVAILABLE FOR COMPETITION	13	\$5,692,041
ONLY ONE SOURCE-OTHER (FAR 6.302-1 OTHER)	10	\$4,965,825
INTERNATIONAL AGREEMENT (FAR 6.302-4)	1	\$462,590
STANDARDIZATION (FAR 6.302-1(B)(4))	1	\$258,044
AUTHORIZED BY STATUTE (FAR 6.302-5(A)(2)(I))	1	\$5,582
Grand Total	3035	\$39,652,534

MARKET OVERVIEW

TOTAL MARKET: Competition Information

What Was The Award Type?	Award	Value
DELIVERY ORDER	15837	\$189,931,521
PURCHASE ORDER	4295	\$67,020,226
BPA CALL	275	\$120,305
NOT LISTED	210	\$0
DEFINITIVE CONTRACT	6	\$13,035,800
Total	20623	\$270,107,852

A **Purchase Order** is an offer by the Government to the supplier to buy certain supplies or services upon specific terms and conditions. The PO falls under simplified acquisition procedures.

A **Delivery Order** contract means a contract for supplies that does not procure or specify a firm quantity of supplies (other than a minimum or maximum quantity) and that provides for the issuance of orders for the delivery of supplies during the period of the contract.

A **Basic Ordering Agreement (BOA)** is a written instrument of understanding, negotiated between an agency or contracting activity and a contractor, that: Contains contract clauses applying to future contracts between the parties during its term.

A **Blanket Purchase Agreement (BPA)** is a simplified method of filling anticipated repetitive needs for supplies or services by establishing "charge accounts" with qualified sources of supply. These "charge accounts" allow ordering offices to establish relationships with contractors to provide themselves with an easy ordering tool.

An **Indefinite Delivery Contract (IDC)** is a vehicle that has been awarded to one or more vendors to facilitate the delivery of supply and service orders.

There are three types of Indefinite Delivery Contracts (IDC):

- **Definite Quantity Contract** provides for delivery of a definite quantity of supplies or services for a fixed period, with deliveries to be scheduled at designated locations upon order.
- **Requirements Contract** provides for filling all purchase requirements of designated government activities for supplies or services during a specified contract period, with deliveries to be scheduled by placing orders with the contractor.
- **Indefinite Quantity Contract** provides for an indefinite quantity, within stated limits, of specific supplies or services to be furnished during a fixed period with deliveries to be scheduled by placing orders with the contractor. The contract shall require the Government to order and the contractor to furnish at least a stated minimum quantity of supplies or services and, if ordered, the contractor to furnish any additional quantities not to exceed a stated maximum.

Indefinite Quantity Contracts are sometimes referred to as Task Order and Delivery Order Contracts.

- A **Task Order Contract** means a contract for services that does not procure or specify a firm quantity of services (other than a minimum or maximum quantity) and that provides for issuance of orders for the performance of tasks during the period of the contract.
- A **Delivery Order Contract** means a contract for supplies that does not procure or specify a firm quantity of supplies (other than a minimum or maximum quantity) and that provides for the issuance of orders for the delivery of supplies during the period of the contract.

MARKET OVERVIEW

TOTAL MARKET: Socio-Economic Information

The following table indicates the Socio-Economic Set-Asides used when a contract was awarded within your 1st level targeting criteria.

Socio-Economic Set-Aside Used	Award	Value
NOT APPLICABLE	15827	\$188,016,573
NO SET ASIDE USED.	4273	\$56,927,252
SMALL BUSINESS SET ASIDE - TOTAL	468	\$21,348,197
SERVICE DISABLED VETERAN OWNED SMALL BUSINESS SET-ASIDE	42	\$2,529,246
WOMEN OWNED SMALL BUSINESS	3	\$557,929
HUBZONE SET-ASIDE	5	\$479,065
8(A) SOLE SOURCE	1	\$114,121
INDIAN SMALL BUSINESS ECONOMIC ENTERPRISE	3	\$73,979
SMALL BUSINESS SET ASIDE - PARTIAL	1	\$61,491
Grand Total	20623	\$270,107,852

The following table reveals the Top Agencies awarding contracts to your specific Socio-Economic Set-Asides. Essentially, your most "Small Business Friendly" Agencies


Most Small Business Friendly Agencies	Award	Value
	15811	\$187,725,833
Defense Logistics Agency	15414	\$147,731,344
Dept Of The Navy	16	\$14,420,521
Dept Of The Air Force	40	\$12,327,306
Federal Aviation Administration	207	\$9,604,831
Dept Of The Army	9	\$2,149,818
U.S. Coast Guard	118	\$755,908
US Geological Survey	2	\$251,057
Veterans Affairs, Department Of	1	\$225,406
Animal And Plant Health Inspection Service	3	\$192,791
Defense Information Systems Agency (DISA)	1	\$66,850
NO SET ASIDE USED.	3969	\$55,965,350
Defense Logistics Agency	3793	\$33,693,887
Dept Of The Army	14	\$11,052,316
Dept Of The Navy	84	\$5,984,578
Veterans Affairs, Department Of	23	\$2,635,937
Dept Of The Air Force	14	\$819,482
United States MINT	4	\$501,046
U.S. Coast Guard	12	\$474,872
Forest Service	5	\$326,975
State, Department Of	13	\$238,142
National Oceanic And Atmospheric Administration	7	\$238,115
SMALL BUSINESS SET ASIDE - TOTAL	433	\$20,033,239
Defense Logistics Agency	290	\$10,366,903
Dept Of The Army	40	\$2,092,351
Dept Of The Navy	37	\$1,739,510
Dept Of The Air Force	17	\$1,683,905
National Park Service	9	\$1,117,674
Energy, Department Of	11	\$867,171
Bureau Of Reclamation	12	\$576,082
Federal Aviation Administration	7	\$557,727
Federal Emergency Management Agency	4	\$556,146
Veterans Affairs, Department Of	6	\$475,770
WOMEN OWNED SMALL BUSINESS	3	\$557,929
Dept Of The Air Force	2	\$557,929
Defense Logistics Agency	1	\$0
SMALL BUSINESS SET ASIDE - PARTIAL	1	\$61,491
Energy, Department Of	1	\$61,491
Grand Total	20217	\$264,343,841

MARKET OVERVIEW

TOTAL MARKET: Socio-Economic Information


The following information shows the small business set-aside goals for each government agency.

Departments/Agencies	SB	WOSB	SDVOSB	(8a)	HZ
AGENCY FOR INTERNATIONAL DEVELOPMENT (USAID)	12%	5%	3%	5%	3%
DEFENSE LOGISTICS AGENCY	30%	5%	2%	5%	2%
DEPARTMENT OF AGRICULTURE (USDA)	53%	5%	3%	5%	3%
DEPARTMENT OF COMMERCE (DOC)	37%	5%	3%	5%	3%
DEPARTMENT OF DEFENSE (DOD)	23%	5%	3%	5%	3%
DEPARTMENT OF EDUCATION (EDU)	20%	5%	3%	5%	3%
DEPARTMENT OF ENERGY (DOE)	10%	5%	3%	5%	3%
DEPARTMENT OF HEALTH AND HUMAN SERVICES (HHS)	22%	5%	3%	5%	3%
DEPARTMENT OF HOMELAND SECURITY (DHS)	33%	5%	3%	5%	3%
DEPARTMENT OF HOUSING AND URBAN DEV (HUD)	35%	5%	3%	5%	3%
DEPARTMENT OF JUSTICE (DOJ)	30%	5%	3%	5%	3%
DEPARTMENT OF LABOR (LABOR)	36%	5%	3%	5%	3%
DEPARTMENT OF STATE (DOS)	24%	5%	3%	5%	3%
DEPARTMENT OF THE INTERIOR (DOI)	51%	5%	3%	5%	3%
DEPARTMENT OF TRANSPORTATION (DOT)	23%	5%	3%	5%	3%
DEPARTMENT OF TREASURY (TREAS)	36%	5%	3%	5%	3%
DEPARTMENT OF VETERANS AFFAIRS (VA)	30%	5%	15%	5%	3%
DEPT OF THE AIR FORCE	18%	4%	3%	5%	1%
DEPT OF THE ARMY	26%	5%	3%	5%	3%
DEPT OF THE NAVY	17%	3%	2%	5%	1%
ENVIRONMENTAL PROTECTION AGENCY (EPA)	39%	5%	3%	5%	3%
FEDERAL AVIATION ADMINISTRATION	25%	5%	3%	10%	
FEDERAL HIGHWAY ADMINISTRATION	32%	5%	3%	5%	3%
GENERAL SERVICES ADMINISTRATION (GSA)	35%	5%	3%	5%	3%
NATIONAL AERONAUTICS AND SPACE ADMIN (NASA)	16%	5%	3%	5%	3%
NATIONAL PARK SERVICE	55%	5%	3%	5%	3%
NATIONAL SCIENCE FOUNDATION (NSF)	19%	5%	3%	5%	3%
NUCLEAR REGULATORY COMMISSION (NRC)	34%	5%	3%	5%	3%
OFFICE OF PERSONNEL MANAGEMENT (OPM)	30%	5%	3%	5%	3%
US GEOLOGICAL SURVEY	48%	5%	3%	5%	3%




MARKET OVERVIEW





POINTS OF CONTACT

Logo	Agency	Office	Name	Email	Phone
	Defense Logistics Agency	DLA AVIATION - OGDEN	Andrew Konrady	andrew.konrady@dla.mil	703.767.4012
		DLA AVIATION AT OGDEN, UT	Brad Holtzapple	brad.holtzapple@dla.mil	215-737-2321
		DLA LAND AND MARITIME (ALBANY)	Sherry Wellmer	sherry.wellmer@dla.mil	614-692-3541
		DLA AVIATION	Allen Shepeta	shepeta.allen@dla.mil	804-279-6330
		DLA AVIATION AT HUNTSVILLE, AL	Gabriel Santiago	gabriel.santiago28.civ@mail.mil	703.767.4012
		DLA AVIATION AT OGDEN, UT	Brad Holtzapple	brad.holtzapple@dla.mil	215-737-2321
		DLA AVIATION AT WARNER ROBINS, GA	Jerry Padgett	jerry.padgett@dla.mil	703.767.4012
		DLA DISTRIBUTION	Brad Holtzapple	brad.holtzapple@dla.mil	717-770-8442
		DLA LAND AND MARITIME	Sherry Wellmer	sherry.wellmer@dla.mil	614-692-3541
		DLA LAND AT ABERDEEN	Sherry Wellmer	sherry.wellmer@dla.mil	614-692-3541
		DLA LAND WARREN	Sherry Wellmer	sherry.wellmer@dla.mil	614-692-3541
		DLA MARITIME - PORTSMOUTH	Sherry Wellmer	sherry.wellmer@dla.mil	614-692-3541
		DLA MARITIME - PUGET SOUND	Sherry Wellmer	sherry.wellmer@dla.mil	614-692-3541
		DLA TROOP SUPPORT	Brad Holtzapple	brad.holtzapple@dla.mil	215-737-2321
SPRMM1 DLA MECHANICSBURG	NOT LISTED				




	Dept Of The Navy	COMMANDER	Maria Caceres	maria.caceres1@navy.mil	703-784-1191
		COMMANDING GENERAL	Sherry Gaylor	Sherry.gaylor@usmc.mil	504-697-8353
		COMMANDING OFFICER	Robert Charlon	robert.charlon@navy.mil	805-982-2353
		MILITARY SEALIFT COMMAND BATS	Jennifer Mcguire	Jennifer.L.Mcguire@navy.mil	619-532-2248
		MSC NORFOLK	Cynthia Anderson	cynthia.j.anderson@navy.mil	757-322-8308
		NAVAIR LAKEHURST SE STAGING FA, 547	Dawn Chartier	dawn.chartier@navy.mil	(732) 323-2942
		NAVAL AIR WARFARE CENTER	NOT LISTED	OSBP.info@navy.mil	202-685-6485
		NAVAL AIR WARFARE CENTER AIR DIV	Dorethea Holley	dorothea.holley@navy.mil	301-757-1001
		NAVAL HOSPITAL CAMP PENDLETON	Tracy Thompkins	tracy.thompkins@navy.mil	760-725-0782
		NAVAL MEDICAL CENTER SAN DIEGO CA	Jennifer Mcguire	Jennifer.L.Mcguire@navy.mil	619-532-2248
		NAVAL RESEARCH LABORATORY	Anne Bannister	patricia.bannister@navy.mil	(202)-781-2061
		NAVAL SURFACE WARFARE CENTER	Caleb Foster	caleb.foster@navy.mil	951-393-4490
			Gerald Sorrell	gerald.sorrell@navy.mil	(850) 235-5328
		NAVAL UNDERSEA WARFARE CENTER	Robert Fisher	robert.v.fisher@navy.mil	360-315-6751
		NAVFAC ENGINEERING COMMAND MARIANAS	NOT LISTED		
		NAVSUP FLT LOG CTR SAN DIEGO	Jennifer Mcguire	Jennifer.L.Mcguire@navy.mil	619-532-2248
		NAVSUP FLT LOG CTR JACKSONVILLE	Dawn Brown	dawn.m.brown@navy.mil	904-542-6629
		NAVSUP FLT LOG CTR NORFOLK	Paul Staley	paul.staley@navy.mil	757-443-1435
		NAVSUP FLT LOG CTR PUGET SOUND	Hong Seung	seung.h.hong1@navy.mil	(360) 476-7377
		NAVSUP WEAPON SYSTEMS SUPPORT	Gerald Furey	gerald.furey@navy.mil	(202)-897-1348
		NAVSUP WEAPON SYSTEMS SUPPORT MECH	Chris Espenshade	chris.espenshade@navy.mil	717-605-1663
		NCIS QUANTICO VA	NOT LISTED	OSBP.info@navy.mil	202-685-6485
		NIWC ATLANTIC	Don Herschberger	don.herschberger@navy.mil	843-228-8574
		NIWC PACIFIC	Jennifer Mcguire	Jennifer.L.Mcguire@navy.mil	619-532-2248
		NSWC CARDEROCK	Le Thuy	thuy.t.le@navy.mil	301-295-2954
		NSWC CRANE	Matt Burkett	matt.burkett@navy.mil	(812)-854-1542
		NSWC DAHLGREN	Kristofer Parker	kristofer.parker@navy.mil	(540) 653-4806
		NSWC PHILADELPHIA DIV	Gerald Furey	gerald.furey@navy.mil	(202)-897-1348
NUWC DIV NEWPORT	Allison DeSimone	allison.desimone@navy.mil	(401) 832-3859		

	Dept Of The Air Force	FA2550 50 CONS PKP	Paul Aldrich	50CONS.sbc@us.af.mil	719-567-3805
		FA3010 81 CONS CC	George Budz	George.budz.1@us.af.mil	228-377-3131
		FA3016 502 CONS CL	Debbie Woods	debbie.woods@us.af.mil	NOT LISTED
		FA4608 2 CONS LGC	Anita Jackson	318-456-1603	318-456-1603
		FA4626 341 CONS LGC	Chuck Weibel	charles.weibel@malmstrom.af.mil	(406) 731-3123
		FA4800 633 CONS PKP	Becky Carpenter	becky.carpenter@langley.af.mil	757-764-5371
		FA4801 49 CONS PK	Francis Eggert	francis.eggert@holloman.af.mil	505-572-3048
		FA4809 4TH CONS SQDN CC	Kyle Donah	kyle.donah@us.af.mil	(919) 722.1508
		FA4819 325TH CONTRACTING SQ PKP	Norma Myers	norma.myers@us.af.mil	(850) 283-3670
		FA4877 355 CONS PK	Joanne Squire	NOT LISTED	NOT LISTED
		FA4897 366 FAS PKP	NA 0	0	(208) 828-3100
		FA5000 673 CONS LGC	Della Simmons	della.simmons@us.af.mil	NOT LISTED
		FA5004 354 CONS PK	Michael Lelevier	michael.lelevier@us.af.mil	NOT LISTED
		FA8125 AFSC PZIMA	Christopher Hathaway	christopher.hathaway@us.af.mil	405-734-2961
		FA8217 AFLCMC PZZK	James Dean	afsc.ol.sb@us.af.mil	(801) 777-4143
		FA8307 AFLCMC HNCK C3IN	Mary Urey	AFICA.sbjbsa@us.af.mil	210-395-8907
		FA8517 AFSC PZAAC	Randy Miller	randy.miller.22@us.af.mil	478-926-5871
		FA8522 AFSC PZABB	Randy Miller	randy.miller.22@us.af.mil	478-926-5871
		FA8526 AFLCMC WLMK	Randy Miller	randy.miller.22@us.af.mil	478-926-5871
		FA8571 MAINT CONTRACTING AFSC/PZIM	Randy Miller	randy.miller.22@us.af.mil	478-926-5871
		FA9101 AEDC PKP PROCRMNT BR	Stacey Lamb	Stacey.Lamb1@us.af.mil	931.454.5868
		FA9301 AFTC PZIO	Cynthia Randall	AFFTC.DesertOpportunities@us.af.mil	NOT LISTED
		FA9302 AFTC PZIE	Cynthia Randall	AFFTC.DesertOpportunities@us.af.mil	NOT LISTED

POINTS OF CONTACT

Logo	Agency	Office	Name	Email	Phone
	Dept Of The Army	ACC-ABERDEEN PROVING GROUNDS CONT C	Antwinette Goodman-Cooper	antwinette.l.goodman-cooper@us.army.mil	404-562-5059
		ACC-ABERDEEN PROVING GROUNDS CONTR	Charles Collins	charles.a.collins7.civ@mail.mil	520-533-3001
		U S ARMY DEPOT LETTERKENNY	Tanya Brown	tanya.r.brown12.civ@mail.mil	731-686-6183
		US ARMY ENGINEER DISTRICT HAWAII	Raynette Gurney	raynette.h.gurney@usace.army.mil	808-835-4764
		US ARMY ENGINEER DISTRICT HUNTINGTO	Debrah Czewski	debrah.w.czewski@usace.army.mil	304-399-5632
		US ARMY ENGINEER DISTRICT MOBILE	NOT LISTED	CESAM-PA@usace.army.mil	251-690-2505
		US ARMY ENGINEER DISTRICT WALLA WAL	Kay Baltz	kay.j.baltz@usace.army.mil	509-527-7434
		W072 ENDIST CHICAGO	Lenneia Jennings	lenneia.r.jennings@usace.army.mil	404-562-5237
		W07V ENDIST ST PAUL	Gwendolyn Davis	gwendolyn.k.davis@usace.army.mil	651-290-5723
		W0LX ANNISTON DEPOT PROP DIV	David Bunt	david.j.bunt2.mil@mail.mil	256-235-6231
		W2R2 USA ENGR R AND D CTR	William Cantrell	william.d.cantrell@usace.army.mil	601-634-3470
		W40M USA HLTH CONTRACTING ACT	Ned Stephens, Jr.	ned.stephens.civ@mail.mil	210-221-5609
		W4GG HQ US ARMY TACOM	Marie Gapinski	marie.gapinski@us.army.mil	586-282-6005
		W4MM USA JOINT MUNITIONS CMD	Robert Matthys	robert.j.matthys.civ@mail.mil	309-782-5554
		W6QK ACC-APG	Bradley Piern	bradley.a.piern.civ@mail.mil	443-861-4371
		W6QK ACC-APG ADELPHI	Joyce McDonald	joyce.a.mcdonald2.civ@mail.mil	301-394-3692
		W6QK ACC-RSA	Beth Scherr	beth.a.scherr.civ@mail.mil	512.726.4117
		W6QM MICC-FT DRUM	Anthony Sligar	anthony.j.sligar2.civ@mail.mil	315-772-9909
		W7N8 USPFO ACTIVITY WI ARNG	COL John Vandeloop	john.w.vandeloop.mil@mail.mil	608-427-7266
W7NY USPFO ACTIVITY RI ARNG	COL Paul Leveillee	paul.r.leveillee.mil@mail.mil	401-275-4201		
	Federal Aviation Administration	692M15 ACQUISITION&GRANTS, AAQ600	Allen Bresley	allen.bresley@dot.gov	(609) 485-4380
		6973GH FRANCHISE ACQUISITION SVCS	Allen Bresley	allen.bresley@dot.gov	(609) 485-4380
	Veterans Affairs, Department Of	241-NETWORK CONTRACT OFFICE 01 (36C241)	Valerie DeAngelis	Valerie.DeAngelis@va.gov	401-459-4760 ext. 21594
		242-NETWORK CONTRACT OFFICE 02 (36C242)	Mike Spatuzzi	michael.spatuzzi@va.gov	518-626-6984
		245-NETWORK CONTRACT OFFICE 5 (36C245)	Christopher Jones	Christopher.Jones74@va.gov	410-691-7312
		246-NETWORK CONTRACTING OFFICE 6 (36C246)	Irma Ferro	irma.ferro@va.gov	757-722-9961 ext 3114
		247-NETWORK CONTRACT OFFICE 7 (36C247)	Janice Elaine-Ellison	janice.ellison@va.gov	334-260-4152 ext. 4152
		248-NETWORK CONTRACT OFFICE 8 (36C248)	Trina Berry	trina.berry@va.gov	813-972-2000 ext.7504
		249-NETWORK CONTRACT OFFICE 9 (36C249)	Sue Nagel	Susan.Nagel2@va.gov	615-225-3404
		250-NETWORK CONTRACT OFFICE 10 (36C250)	Pak Sa Dewhurst	paksa.dewhurst@va.gov	937-268-6511 ext. 4543
		255-NETWORK CONTRACT OFFICE 15 (36C255)	David Mugan	David.Mugan@va.gov	913-946-1147
		256-NETWORK CONTRACT OFFICE 16 (36C256)	Pamela Travis	pamela.travis@va.gov	601-206-6954
		258-NETWORK CNTRCT OFF 22G (36C258)	Catalina Fernandez	catalina.fernandez@va.gov	915-433-7348
		260-NETWORK CONTRACT OFFICE 20 (36C260)	Gary Nelson	Gary.Nelson1@va.gov	360-816-2777
		261-NETWORK CONTRACT OFFICE 21 (36C261)	Michael Dupalo	Michael.Dupalo@va.gov	916-923-4525
		262-NETWORK CONTRACT OFFICE 22L (36C262)	Michael Dupalo	Michael.Dupalo@va.gov	916-923-4525
		NETWORK CONTRACT OFFICE 19 (36C259)	Gary Nelson	Gary.Nelson1@va.gov	360-816-2777
NETWORK CONTRACT OFFICE 23 (36C263)	David Diercks	David.Diercks2@va.gov	651-293-3045		
PCAC HEALTH INFORMATION (36C776)	Pak Sa Dewhurst	paksa.dewhurst@va.gov	937-268-6511 ext. 4543		
	U.S. Coast Guard	AVIATION LOGISTICS CENTER (ALC)(000)	Maria Kersey / Michelene Rangel / Stephanie France	Maria.l.kersey@uscg.mil / Michelene.c.rangel@uscg.mil / stephanie.france@uscg.mil	(202) 475-3425 / (202) 475-3741 / (202) 475-3188
		BASE ELIZABETH CITY(00081)	Maria Kersey / Michelene Rangel / Stephanie France	Maria.l.kersey@uscg.mil / Michelene.c.rangel@uscg.mil / stephanie.france@uscg.mil	(202) 475-3425 / (202) 475-3741 / (202) 475-3188
		BASE KODIAK(00045)	Maria Kersey / Michelene Rangel / Stephanie France	Maria.l.kersey@uscg.mil / Michelene.c.rangel@uscg.mil / stephanie.france@uscg.mil	(202) 475-3425 / (202) 475-3741 / (202) 475-3188
		BASE MIAMI(00028)	Maria Kersey / Michelene Rangel / Stephanie France	Maria.l.kersey@uscg.mil / Michelene.c.rangel@uscg.mil / stephanie.france@uscg.mil	(202) 475-3425 / (202) 475-3741 / (202) 475-3188
		BASE NATIONAL CAPITAL REGION(000G8)	Maria Kersey / Michelene Rangel / Stephanie France	Maria.l.kersey@uscg.mil / Michelene.c.rangel@uscg.mil / stephanie.france@uscg.mil	(202) 475-3425 / (202) 475-3741 / (202) 475-3188
		DOL-9	Maria Kersey / Michelene Rangel / Stephanie France	Maria.l.kersey@uscg.mil / Michelene.c.rangel@uscg.mil / stephanie.france@uscg.mil	(202) 475-3425 / (202) 475-3741 / (202) 475-3188
		SFLC PROCUREMENT BRANCH 1(00080)	Maria Kersey / Michelene Rangel / Stephanie France	Maria.l.kersey@uscg.mil / Michelene.c.rangel@uscg.mil / stephanie.france@uscg.mil	(202) 475-3425 / (202) 475-3741 / (202) 475-3188
		SFLC PROCUREMENT BRANCH 2(00085)	Maria Kersey / Michelene Rangel / Stephanie France	Maria.l.kersey@uscg.mil / Michelene.c.rangel@uscg.mil / stephanie.france@uscg.mil	(202) 475-3425 / (202) 475-3741 / (202) 475-3188
		TRACEN PETALUMA(00049)	Maria Kersey / Michelene Rangel / Stephanie France	Maria.l.kersey@uscg.mil / Michelene.c.rangel@uscg.mil / stephanie.france@uscg.mil	(202) 475-3425 / (202) 475-3741 / (202) 475-3188

POINTS OF CONTACT

Logo	Agency	Office	Name	Email	Phone
	National Park Service	ALASKA REGIONAL OFFICE(97000)	Darcy Skinner	Darcy_Skinner@nps.gov	(907) 644-3312
		IMR SANTA FE(12100)	Cynthia Adonoo	Cynthia_Adonoo@nps.gov	(202) 354-1946
		MWR NEKOTA(63000)	Cynthia Adonoo	Cynthia_Adonoo@nps.gov	(202) 354-1946
		NER SUPPLY MABO(45000)	Cynthia Adonoo	Cynthia_Adonoo@nps.gov	(202) 354-1946
		PWR LAME(81000)	Cynthia Adonoo	Cynthia_Adonoo@nps.gov	(202) 354-1946
		PWR OLYM MABO(83000)	Cynthia Adonoo	Cynthia_Adonoo@nps.gov	(202) 354-1946
		PWR PORE MABO (84000)	Yvonne A. Morales	Yvonne_Morales@nps.gov	(415) 464-5221
		PWR SF/SEA MABO(85000)	Yvonne A. Morales	Yvonne_Morales@nps.gov	(415) 464-5221
		SER NORTH MABO (53000)	Cynthia Adonoo	Cynthia_Adonoo@nps.gov	(202) 354-1946
		SER SOUTH MABO (54000)	Cynthia Adonoo	Cynthia_Adonoo@nps.gov	(202) 354-1946
	Energy, Department Of	WESTERN-DESERT SOUTHWEST REGION	Bart Bridwell	bart.bridwell@hq.doe.gov	(202) 287-1015
		WESTERN-ROCKY MOUNTAIN REGION	Byron McCollum	mccollum@wapa.gov	(720) 962-7154
		WESTERN-SIERRA NEVADA REGION	Jon Benjamin	benjamin12@llnl.gov	(925) 424-7613
		WESTERN-UPPER GREAT PLAINS REGION	Bart Bridwell	bart.bridwell@hq.doe.gov	(202) 287-1015
	Federal Emergency Management Agency	INCIDENT SUPPORT SECTION(ISS70)	Robert Keegan	robert.keegan@fema.dhs.gov	202-288-4657
		NATIONAL CONTINUITY SECTION(CON50)	Robert Keegan	robert.keegan@fema.dhs.gov	202-288-4657
		REGION 2: EMERGENCY PREPAREDNESS AN	Robert Keegan	robert.keegan@fema.dhs.gov	202-288-4657
		REGION 5 : EMERGENCY PREPAREDNESS A	Robert Keegan	robert.keegan@fema.dhs.gov	202-288-4657



Total
20,623 | \$ 270,107,852

Filter(70)
20,623 | \$ 270,107,852

NAICS - ALL SELECTED
PSC - ALL SELECTED
KEYWORD - ALL SELECTED

NAICS Code(10)

All

Product Service Code(6)

All

Keywords (54)

All

Number of Offers Received

All

Solicitation Procedures

All

Not In SAM.gov?

All

Award or IDV Type

All

Type Of Set Aside

All

Type of Contract Vehicle

All

Place of Performance State

All

Contract Expiration Date

10/1/2020 9/24/2026



Department

- Department Of Defense (DOD) (19812 | \$246,966,540)
- General Services Administration (GSA) (273 | \$378,530)
- Department Of Transportation (DOT) (217 | \$10,204,987)
- Department Of Homeland Security (DHS) (147 | \$2,282,568)
- Department Of The Interior (DOI) (40 | \$2,316,835)
- Department Of Veterans Affairs (VA) (38 | \$4,112,649)
- Department Of State (DOS) (19 | \$238,142)
- Department Of Agriculture (USDA) (18 | \$931,208)
- Department Of Commerce (DOC) (16 | \$391,346)
- Department Of Energy (DOE) (13 | \$971,394)
- Department Of Justice (DOJ) (11 | \$223,800)
- Department Of Health And Human Services (HHS) (6 | \$204,579)

Agency

- Defense Logistics Agency (19534 | \$193,719,558)
- Federal Acquisition Service (273 | \$378,530)
- Federal Aviation Administration (216 | \$10,187,896)
- Dept Of The Navy (137 | \$22,144,609)
- U.S. Coast Guard (135 | \$1,470,136)
- Dept Of The Air Force (74 | \$15,648,565)
- Dept Of The Army (63 | \$15,294,485)
- Veterans Affairs, Department Of (38 | \$4,112,649)
- State, Department Of (19 | \$238,142)
- National Oceanic And Atmospheric Administration (16 | \$391,346)
- National Park Service (13 | \$1,205,394)
- Energy, Department Of (13 | \$971,394)

Office

- DLA LAND AND MARITIME (19328 | \$185,863,547)
- GSA/FAS SCIENTFC,TEMP SVCS,ADINT (272 | \$33,611)
- 6973GH FRANCHISE ACQUISITION SVCS (215 | \$10,162,559)
- DLA AVIATION (148 | \$765,763)
- SFLC PROCUREMENT BRANCH 1(00080) (117 | \$655,512)
- NAVSUP WEAPON SYSTEMS SUPPORT MECH (47 | \$3,330,641)
- FA8217 AFLCMC PZZK (34 | \$11,355,203)
- DLA DISTRIBUTION (26 | \$687,796)
- W6QM MICC-FT DRUM (17 | \$721,722)
- NSWC CRANE (16 | \$5,014,425)
- DEPT OF COMMERCE NOAA (16 | \$391,346)
- NAVSUP FLT LOG CTR NORFOLK (9 | \$762,543)

POC For Target Dataset

▶ 1. TARGET OFFICE(19328 | \$185,863,547) FILTERED(19328 | \$185,863,547)

▶ 2. TARGET OFFICE(272 | \$33,611) FILTERED(272 | \$33,611)

▶ 3. TARGET OFFICE(215 | \$10,162,559) FILTERED(215 | \$10,162,559)

▶ 4. TARGET OFFICE(148 | \$765,763) FILTERED(148 | \$765,763)